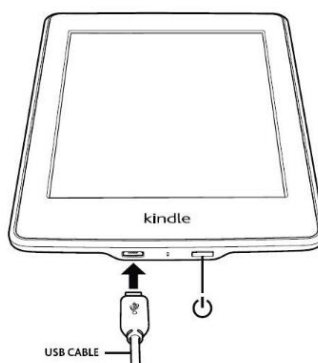



User Guides: Kindle Paperwhite



How to Get Started

Turn on the Kindle by pressing the **power button** on the bottom of the device. Unlock the screen by touching your fingertip to the screen and dragging the **lock** icon to the left.

To put the Kindle into a resting mode, quickly press the power button once. To completely shut down the Kindle, **press and hold** the power button for several seconds, then tap **Screen Off**.

Remember to charge the battery by connecting the included USB cable as shown, then connecting the other end of the cable to the Kindle power adaptor. When the Kindle is turned on, your battery level indicator is in the top right corner of the screen. 

Using Your Device

Your Kindle home screen will show the most recently opened book under **My Library**. Once the Kindle has been registered with an Amazon account, the home screen can also display recommendations from the Kindle Store.

Use the toolbar at the top of the screen to navigate.

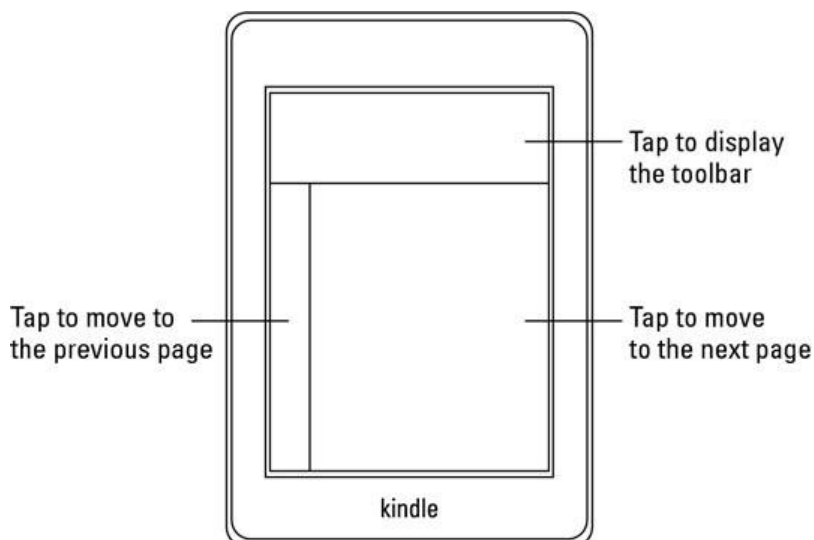
Adjust the screen brightness under **Quick Actions**.

You can open an Experimental Browser to search the internet under **Menu**, but it should be noted that this is not the primary function of your Kindle.

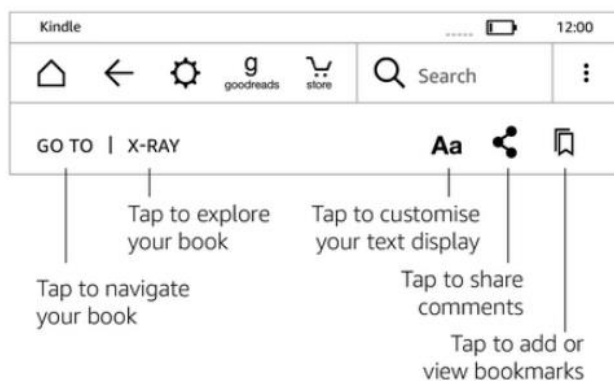
Tapping on **My Library** will show you all books downloaded to the Kindle. To open an eBook, tap on the cover image. The eBook remembers where you left off.



To navigate within the eBook:




When tapping on the top of the screen, your Kindle toolbar will appear as well as a reading toolbar. The reading toolbar can be used to change the font size, go to another page in the book, and more.



Connecting to the Internet

You must connect your Kindle to the Wi-Fi in order to use the Internet and download eBooks.

From the toolbar, tap **Quick Actions**.  Then tap **All Settings**, then **Wireless**. A list of nearby Wi-Fi networks will appear. Tap the network you wish to connect. If the network requires a password, you will be prompted to type it in before the Kindle will be connected.

You will be able to tell if the Kindle is connected to the Wi-Fi in the upper corner of the toolbar. 